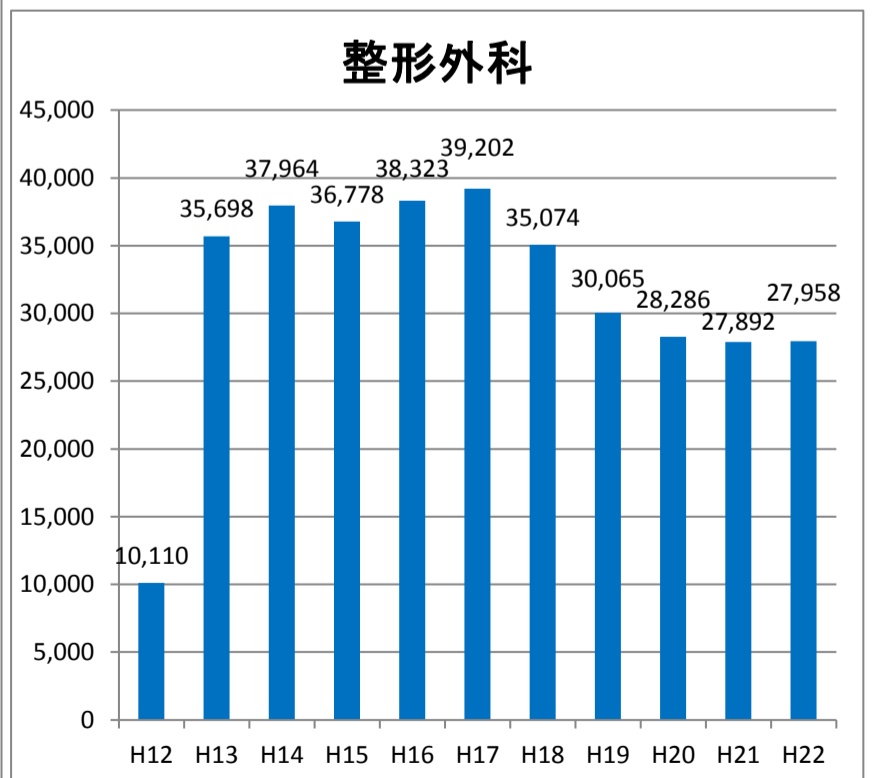
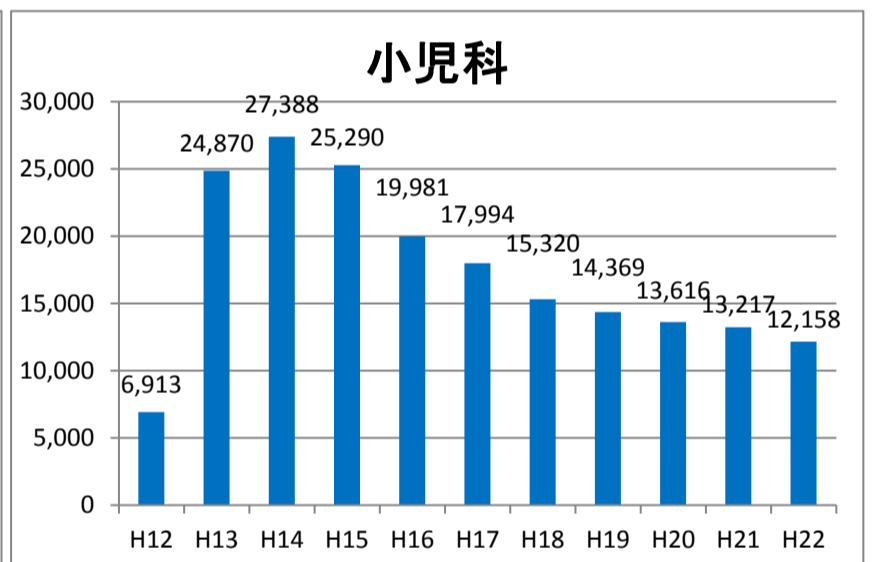
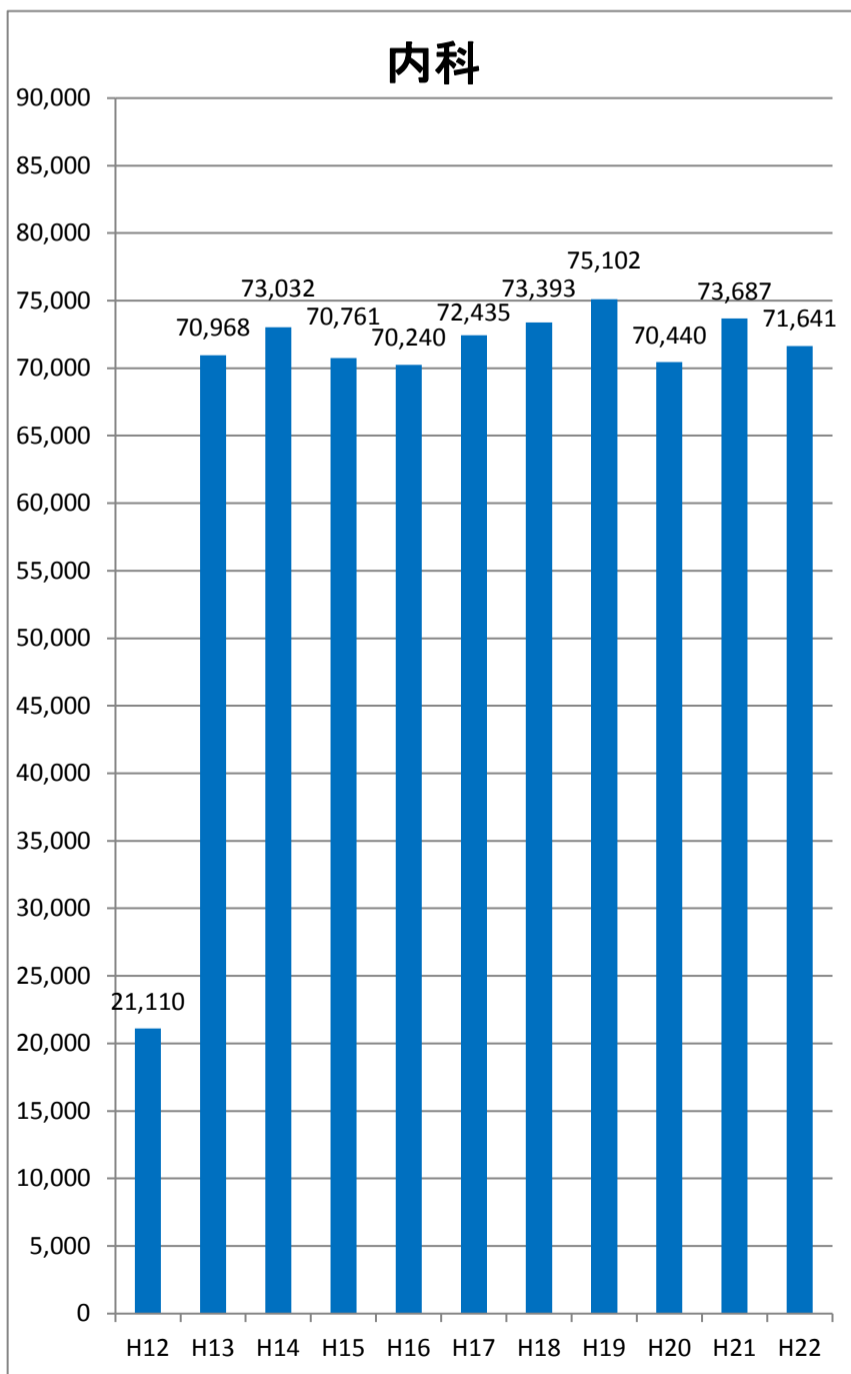


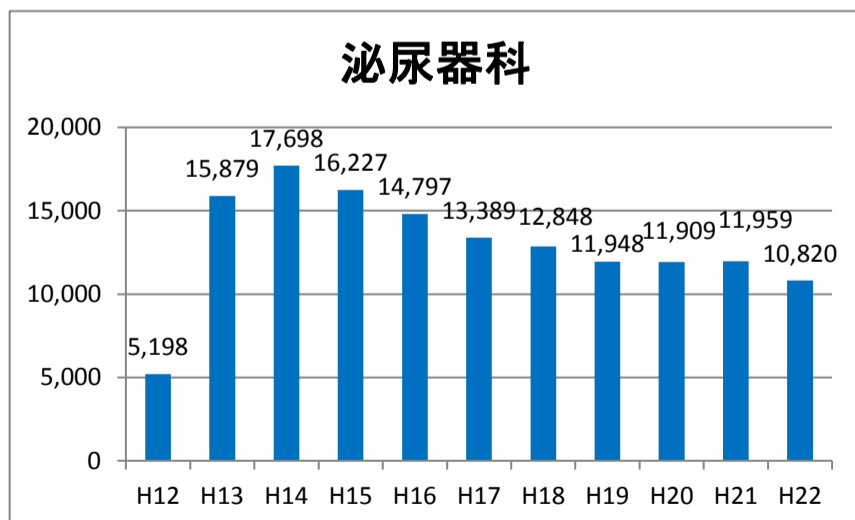
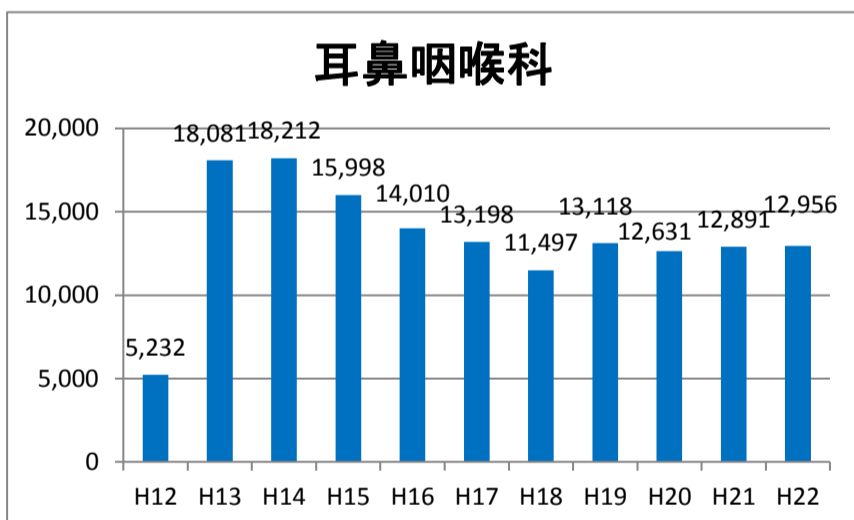
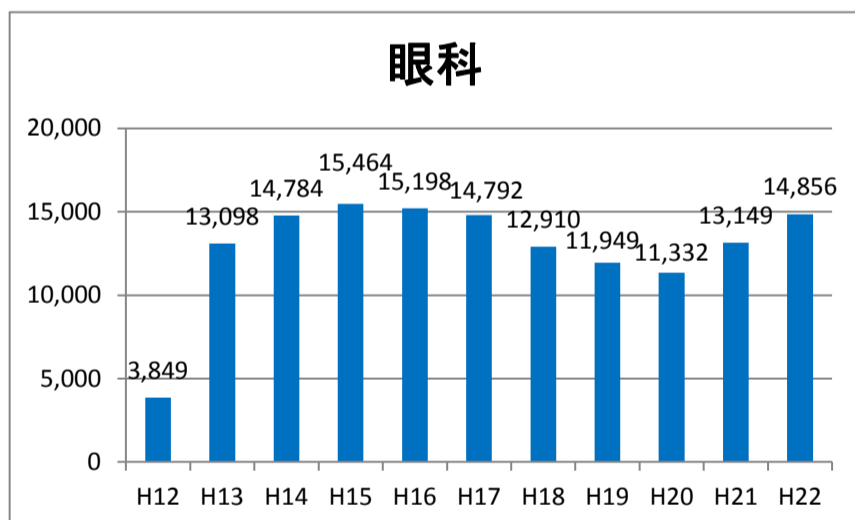
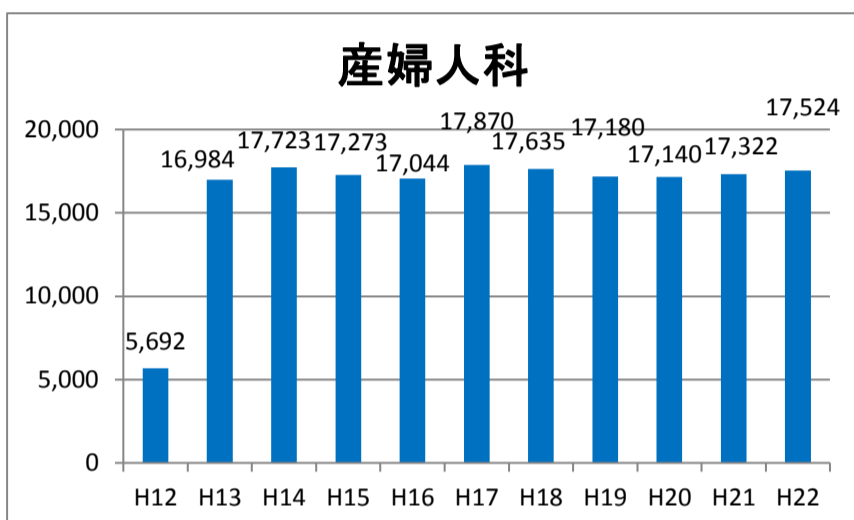
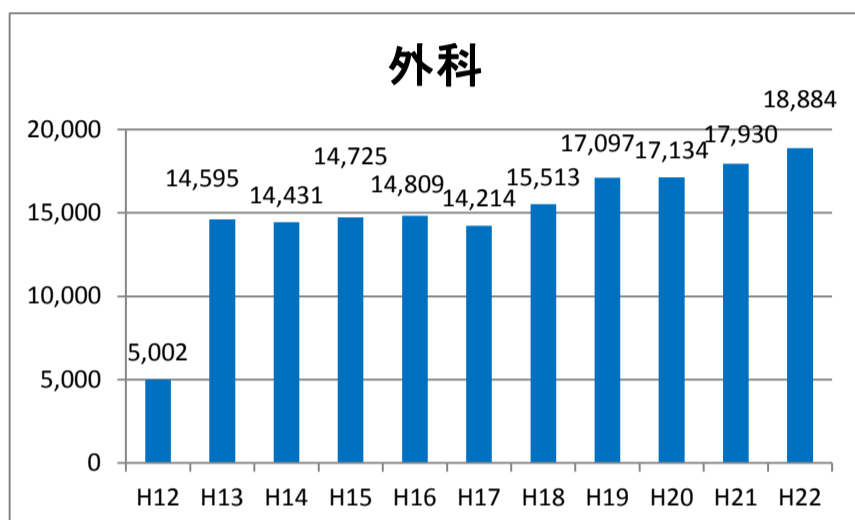
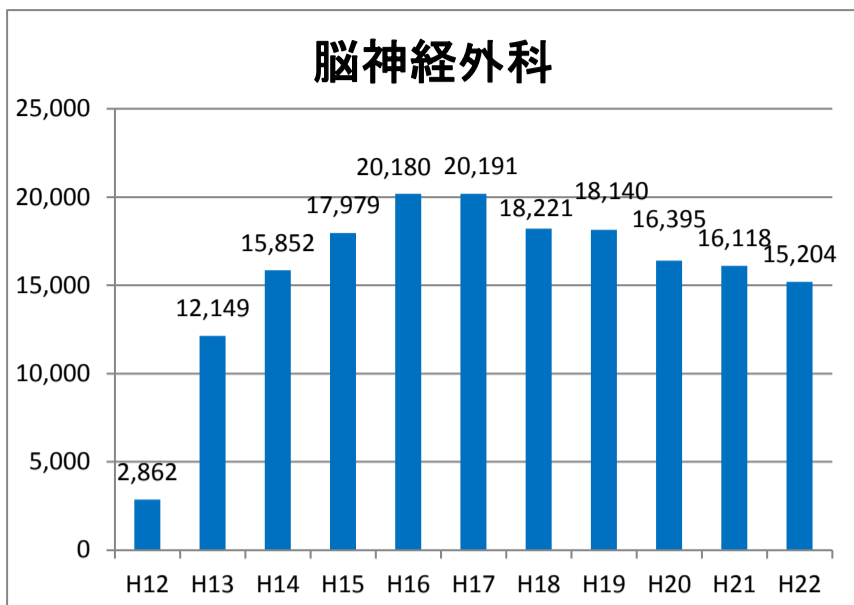
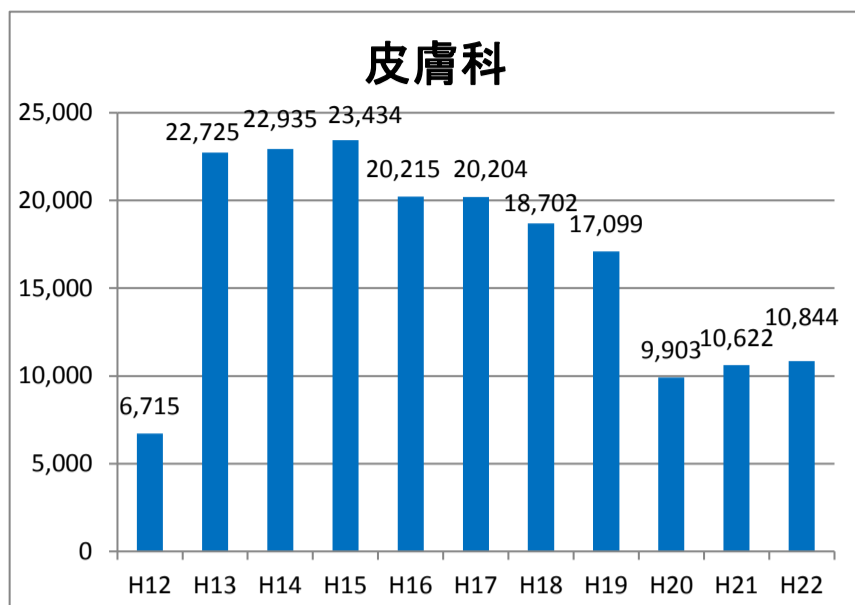
■ 診療科別患者数(外来)

	H12	H13	H14	H15	H16	H17	H18	H19	H20	H21	H22
内科	21,110	70,968	73,032	70,761	70,240	72,435	73,393	75,102	70,440	73,687	71,641
小児科	6,913	24,870	27,388	25,290	19,981	17,994	15,320	14,369	13,616	13,217	12,158
神経内科	497	1,671	1,770	1,724	1,624	1,421	1,374	1,404	1,225	1,260	1,211
外科	5,002	14,595	14,431	14,725	14,809	14,214	15,513	17,097	17,134	17,930	18,884
整形外科	10,110	35,698	37,964	36,778	38,323	39,202	35,074	30,065	28,286	27,892	27,958
脳外科	2,862	12,149	15,852	17,979	20,180	20,191	18,221	18,140	16,395	16,118	15,204
心外科	613	1,993	2,369	2,576	2,650	2,880	2,575	2,454	2,079	1,994	2,124
産婦人科	5,692	16,984	17,723	17,273	17,044	17,870	17,635	17,180	17,140	17,322	17,524
眼科	3,849	13,098	14,784	15,464	15,198	14,792	12,910	11,949	11,332	13,149	14,856
耳鼻科	5,232	18,081	18,212	15,998	14,010	13,198	11,497	13,118	12,631	12,891	12,956
皮膚科	6,715	22,725	22,935	23,434	20,215	20,204	18,702	17,099	9,903	10,622	10,844
泌尿器科	5,198	15,879	17,698	16,227	14,797	13,389	12,848	11,948	11,909	11,959	10,820
精神科	2,722	8,981	10,975	11,181	11,309	11,482	11,560	12,242	10,886	10,764	10,803
放射線科	1	77	294	1,024	1,203	1,457	1,749	2,491	2,456	3,337	2,916
麻酔科	25	213	246	151	130	238	197	425	115	127	147
口腔外科	3,605	9,252	8,961	10,660	11,309	10,823	10,083	9,288	9,798	9,745	9,856
検診	63	172	5	58	3	2	2	7	25	27	4
合計	80,209	267,406	284,639	281,303	273,025	271,792	258,653	254,378	235,370	242,041	239,906
前年同期比		187,197	17,233	▲ 3,336	▲ 8,278	▲ 1,233	▲ 13,139	▲ 4,275	▲ 19,008	6,671	▲ 2,135

※上表の患者数は、基幹病院(総合病院+救命救急センター)の数値である。



■ 診療科別患者数(外来)



■ 診療科別患者数(外来)

